

# Sadler



Curved stairlift

# Stannah



**Even with my stiff knees I can sit comfortably on the Sadler and it fits neatly on my staircase**



## Make a step change

**If a Stannah stairlift could make life easier, why wait?**

Life is better when you have the energy to do the things you want to do, like enjoying a visit from the grandchildren or entertaining friends. Our experience has taught us that the sooner a stairlift is installed, the sooner you will be able to start enjoying the things you love doing. Just think how a Stannah stairlift could make your day-to-day life easier.

### **A stairlift that's right for you and your home.**

We know that not all homes are the same. If you think your stairs are unsuitable for a stairlift, we think you might be pleasantly surprised.


- Our stairlifts can accommodate curved staircases of different sizes and layouts.
- We can install our rails on either side of the staircase.
- Our slimline rails and fold-away chairs make the best use of available space, leaving enough room for others to use the staircase.
- All our rails are tailor-made, so they fit your staircase perfectly.
- Contrary to popular belief our rails are fitted to the staircase and not the wall – ensuring minimal mess and bother.
- Installation is quick and easy.
- Our stairlifts can navigate all kinds of corners and landings with a range of rail solutions.

**“I find the stairlift wonderful, I can get my husband up and down the stairs so safely. It's such a relief.”**

**Mrs Bolton, London**



Outside rail



Inside rail



# Over 500,000 stairlifts sold globally



## A company you can trust

We are a British, family-run company and have been for five generations. The current managing directors are the great, great grandchildren of Joseph Stannah, who started the company in the 1860s. His engineering principles and strong family values run as true today as they always have.

Now, 140 years later, we have manufactured more than 500,000 stairlifts and installed products in over 40 countries. The half-million milestone was commemorated with a visit from HRH The Prince of Wales – a proud day for all those who work at Stannah.

## The Sadler

Designed specifically for people with limited flexibility, the Sadler is a totally new concept in stairlift design. It offers a new alternative to traditional and perch-style stairlifts, helping you maintain a more upright posture at the same time as taking much of your weight through the seat, minimising the weight supported by your legs.

The slim design is also a great alternative for homes where the staircase is too narrow to accommodate a traditional stairlift.





## Key features

### 1. Arm-to-footrest link

When not using your stairlift, you can fold away the arms and the footrest will fold automatically. There's no awkward bending down, which is particularly useful at the top of the stairs.

### 2. Saddle seat


The unique saddle style seat enables you to maintain a more upright posture and minimises the weight supported by your legs. The assisted lift feature offers easy entry and exit from the chair.

### 3. Seatbelt

The easy-to-use seatbelt fastens and unfastens with one hand and it's easy on arthritic hands. The stairlift will not operate unless the seatbelt is securely fastened.

### 4. Safety edges

In the event that something obstructs the stairlift, sensors on the edge of the carriage and footrest will automatically bring the stairlift to a safe stop.



### 5. Easy-to-use controls

Effortlessly ride the Sadler using our simple, intuitive controls that have been designed for those with less dexterity. They work with the lightest of touches, and can be operated using your hand, arm or wrist.



### 6. Wall controls

Ideal for when you need to summon your stairlift from another floor, or perhaps send it up or down to someone else who wants to use it.



**“Absolutely brilliant service from first phone call to installation and after.”**

**Mrs Potts, Maldon**



## Using your Sadler

The simple-to-use Sadler stairlift has been designed to make your life easier and will help you to rediscover your independence. This step-by-step guide demonstrates some of its key features.



1. The wall-mounted controls at the top and bottom of the stairs make it easy to call the stairlift whether you are upstairs or down.



2. Simply unfold arms and the footrest will unfold automatically.



3. Once unfolded, make yourself comfortable in the seat.



4. For added safety, your Sadler will not operate unless your seatbelt is securely fastened.



5. Gently apply pressure to the light touch controls in the direction you wish to travel and your Sadler will glide smoothly up or down the stairs.



6. When at the top of the stairs, the rail will continue onto your landing so that you can alight safely.



7. When not in use, the arms and footrest fold neatly against the wall, giving you and others plenty of space.

# Your Sadler - tailored for you

## Standard Package



Twin-rail pearl colour

In addition to the standard package, you can choose from a range of other optional extras that will ensure your Sadler is just right for you. Our sales consultant will guide you through the various options available to you.



Seatbelt



Tilting seat



Light-touch control

Left hand  Right hand



Arm-to-footrest link

# Upholstery colours and optional extras

## Woven upholstery

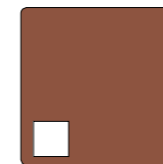


Stone Woven


## Curved rail colours




Pearl (standard)



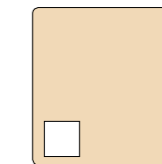
Nut Brown



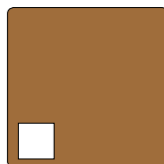
Jet Black



Window Grey

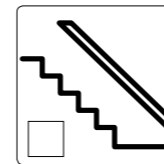


Beige

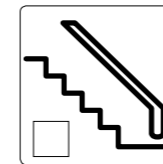


Ochre Brown

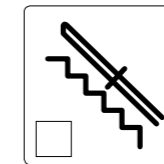
## Rail start



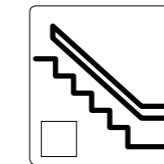
Inclined



Droop

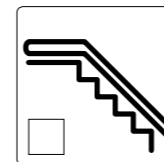


Hinged



Run-Off

## Rail finish



Overrun

## Dimensions

400mm overrun required at top of stairs

Maximum weight limit - 135kg/21 stone

Minimum staircase width - 650mm (dependent on user)



